

### 2008 FINANCIAL FIGURES – PARENT COMPANY

Turnover for the year ended 31.12.2008 increased by 25.9% and amounted to euro 31.240 mln, as opposed to euro 24.821 for the previous corresponding period of 2007. Earnings before interest, taxes, depreciation & amortization (EBITDA) amounted to euro 3.508 mln for the twelve month period of 2008 compared to euro 2.340 mln for the corresponding period of 2007, posting an increase of 49.9% while earnings after taxes rose to euro 0.928 mln against euro 0.586 for the relevant twelve month period of 2007.

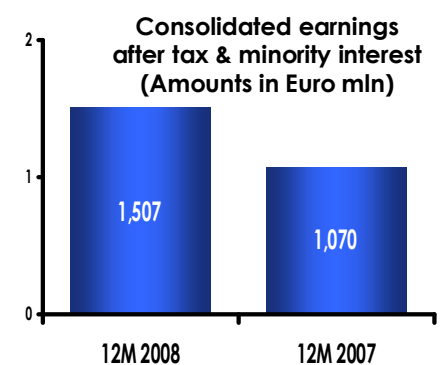
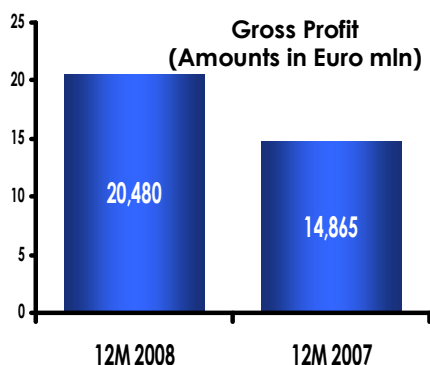
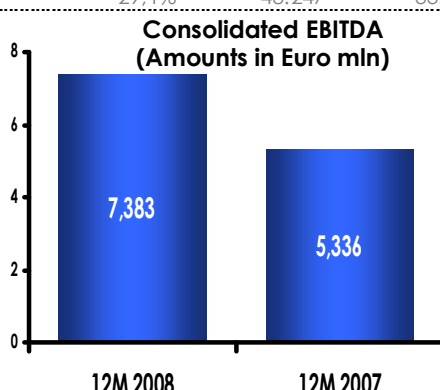
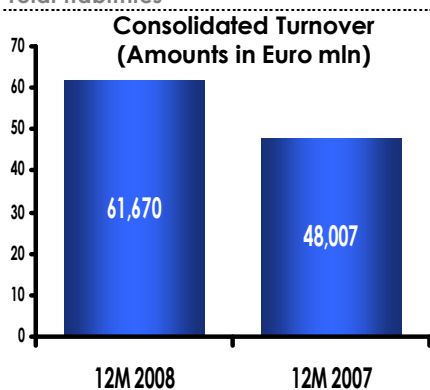
Equally to mother company, considerable improvement in financial results was posted in affiliates with manufacturing units in Turkey, USA, Egypt and Jordan.

After the realization of investments which came up to euro 6,5 million through 2008 in Greece, Turkey, USA and Egypt, Eurodrip Group has recently penetrated the Peruvian market with the establishment of a new affiliate company under the registered name "Eurodrip Peru SAC". The new company will constitute as a basis for the development of the Group in Latin America, one of the most emerging markets globally in the production of agricultural products as well as biocrops for the production of biofuel.

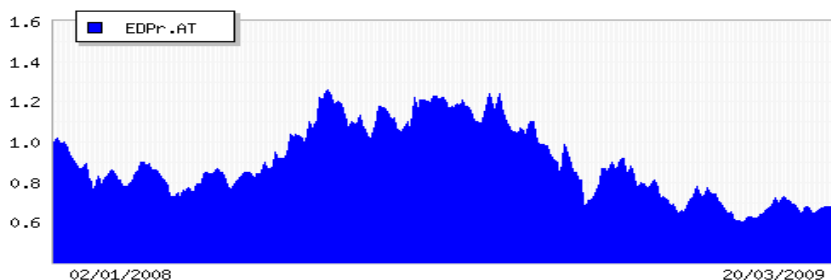
### 2008 FINANCIAL FIGURES - GROUP

(Amounts in 000€)

	Δ %	1.1- 31.12.2008	1.1- 31.12.2007
Sales	28,5%	61.670	48.007
Cost of sales	24,3%	-41.189	-33.143
<b>Gross Profit</b>	<b>37,8%</b>	<b>20.480</b>	<b>14.865</b>
Administrative expenses	-1,7%	-6.356	-6.467
Other income / expenses (net)	389,2%	-905	-185
Earnings before taxes & financial results	56,5%	5.234	3.344
Earnings before tax	62,2%	2.125	1.310
Tax for the period	174,8%	-577	-210
<b>Earnings after tax</b>	<b>40,7%</b>	<b>1.548</b>	<b>1.100</b>
<b>Distributed to:</b>			
Company's shareholders	40,7%	1.507	1.071
Minority interest	37,9%	40	29
Earnings after tax per share (in €)		0,0342	0,0244
(Amounts in 000€)	Δ %	31.12.2008	31.12.2007
<b>Total assets</b>	15,3%	84.261	73.077
<b>Total equity</b>	3,6%	41.014	39.578
<b>Total liabilities</b>	29,1%	43.247	33.499



### Prices In Euro



### CORPORATE PROFILE

Eurodrip is the European leader in manufacturing and supplying integral drip lines. It was established in 1979 and is the first European company to become involved with drip irrigation. Its innovative method of incorporating drippers into the pipe, results to water conservation and greater yields. Through its global network of own subsidiaries and independent dealers, offers cost effective, integrated drip irrigation solutions customized to meet specific needs.

### INTERNATIONAL PRESENCE



### STOCK DATA

**Sector:** Chemicals - Specialty Chemicals

**ASE:** EDRIP

**Reuters:** EDPPr.AT

**Bloomberg:** EDRIP GA

**Shares outstanding:** 44.081.600

**Share price on 28/11/2008** 0,72€

**Capitalization** 31.738.752€

**52 weeks high:** 1,31€ (06/06/08)

**52 weeks low:** 0,58€(26/01/09)

### RESOURCES

[Data and Information for the Full Year 2008](#)

[Corporate announcements](#)

[Trade announcements](#)

[Corporate website](#)